



District Report Card: 2017


State: Odisha	District: Bhadrak
Class: 8	Subject: Language
Schools: 51	Students: 1318


Participation/Coverage


Students

GENDER 	Boys		Girls	
	Number	%	Number	%
	634	48.10	684	51.90

AREA 	Rural		Urban	
	Number	%	Number	%
	1318	100.00	0	0.00

CATEGORY 	SC		ST		OBC		GEN	
	Number	%	Number	%	Number	%	Number	%
	370	28.07	3	0.23	801	60.77	144	10.93

CWSN 	LD	VI	HI	S&LD	ID	Oth
	2	5	0	4	7	11

Management 	Government		Government-aided	
	Number	%	Number	%
	1178	89.38	140	10.62

Average Performance of Students in Language (%)

Overall	Gender		Area		Management		Social Group			
	Male	Female	Rural	Urban	Govt.	Aided	SC	ST	OBC	GEN
58.49	59.35	57.69	58.49	0.00	58.75	56.24	55.68	53.33	59.13	62.22

Performance on Learning Outcomes (LOs)

Learning Outcomes	Description	Average Performance(%)
L813	Read textual/non-textual materials with comprehension and identifies the details, characters, main idea and sequence of ideas and events while reading	58.49

Range of Performance of Students who Answered Correctly							
Below 30%		30% - 50%		50% - 75%		Above 75%	
Number	%	Number	%	Number	%	Number	%
132	10.02	291	22.08	655	49.70	240	18.21

Lowest Performing Learning Outcomes (LOs)

1 - Read textual/non-textual materials with comprehension and identifies the details, characters, main idea and sequence of ideas and events while reading (58.49)